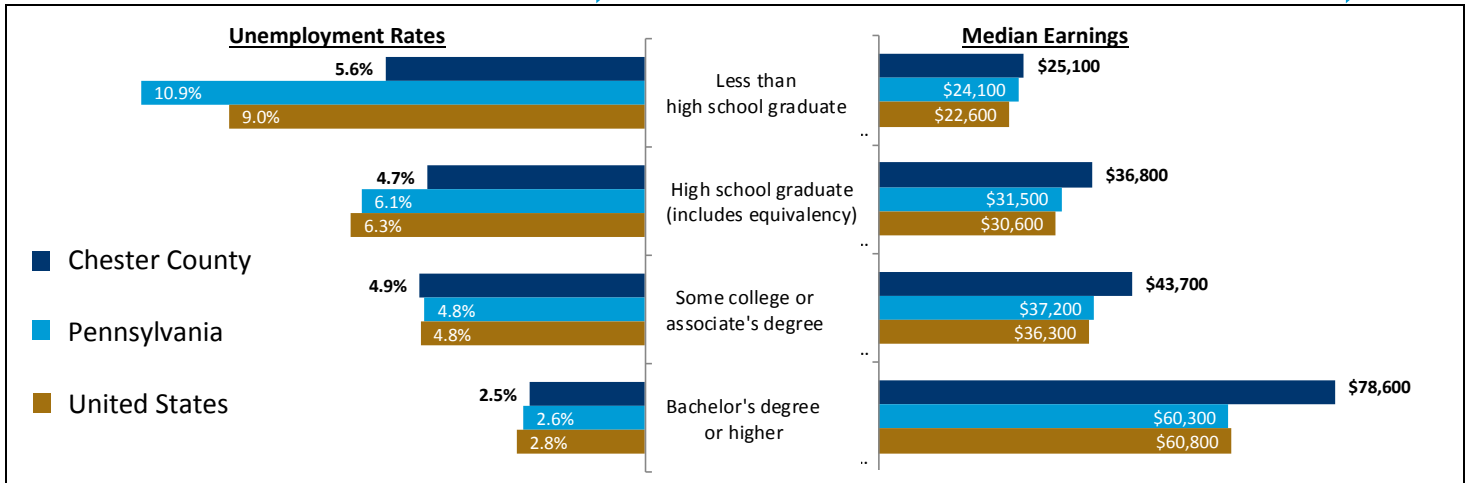


**AS EDUCATION LEVELS INCREASE...**

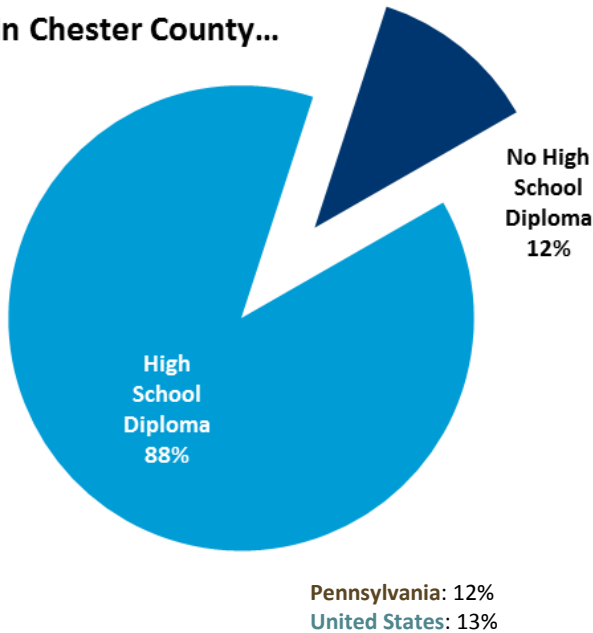
Unemployment rates decrease...

And earnings increase!!!

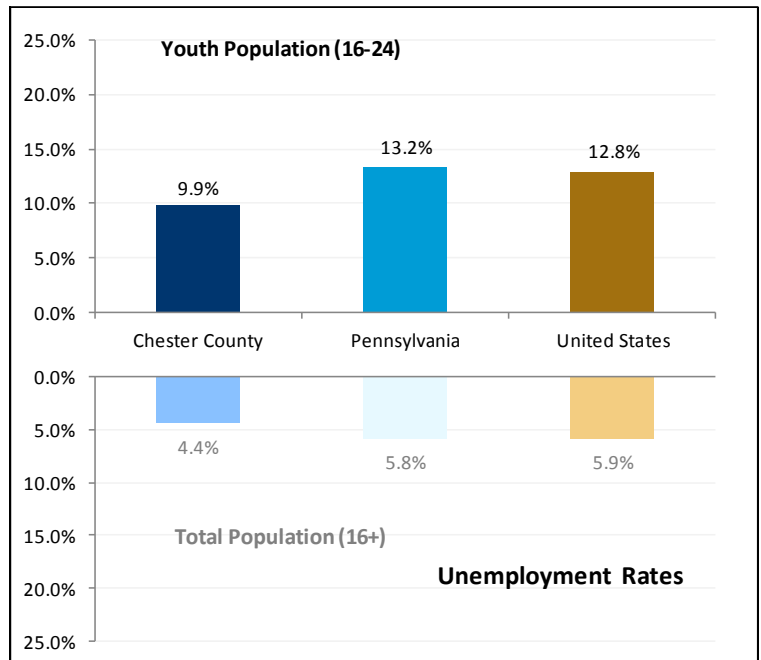


Based on unemployment rates (ages 25 to 64) and median earnings (ages 25 and over)  
 Source: 2014-2018 American Community Survey 5-Year Estimates, U.S. Census Bureau

**In Chester County...**



Based on individuals **ages 18-24**  
 Source: 2014-2018 American Community Survey 5-Year Estimates, U.S. Census Bureau



Interpretation: 9.9% of the labor force **ages 16-24** in Chester County is unemployed  
 Source: 2014-2018 American Community Survey 5-Year Estimates, U.S. Census Bureau

**Where do Youth Work...**

**Chester County**

- Accommodation and Food Services: 20%
- Retail Trade: 20%
- Health Care and Social Assistance: 11%

**Pennsylvania**

- Accommodation and Food Services: 22%
- Retail Trade: 19%
- Health Care and Social Assistance: 13%

**United States**

- Accommodation and Food Services: 22%
- Retail Trade: 18%
- Government (includes Public Education): 13%

Interpretation: 20% of workers **ages 14-24** in Chester County work in Accommodation and Food Services  
 Source: EMSI, 2020.1

**Which Industries Employ Youth...**

**Chester County**

- Accommodation and Food Services: 39%
- Arts, Entertainment, and Recreation: 29%
- Retail Trade: 24%

**Pennsylvania**

- Accommodation and Food Services: 35%
- Arts, Entertainment, and Recreation: 26%
- Retail Trade: 23%

**United States**

- Accommodation and Food Services: 32%
- Arts, Entertainment, and Recreation: 23%
- Retail Trade: 22%

Interpretation: 39% of workers in the Accommodation and Food Services industry are **ages 14-24** in Chester County  
 Source: EMSI, 2020.1